

OIL IS ONE OF OUR MOST IMPORTANT energy sources [1], [2]. However, the wide use of oil could lead to diverse environmental problems, such as oily wastewater discharge. Oily wastewater is water that has become contaminated through oil and gas production, the refinery process, transportation, or storage. The dispersion and dissolution of oil fractions into water result in its contamination with free oil and grease, aliphatic hydrocarbons, aromatic hydrocarbons (e.g., benzene, toluene, ethylbenzene, and xylenes, known as *BTEX*), phenols, polycyclic aromatic hydrocarbons (PAHs), and highly soluble organic compounds (e.g., carboxyl acids) [3]–[5]. Many of these components are toxic, persistent, and bioaccumulative, posing a threat to ecosystems and human beings [6]–[9]. Thus, efficient treatment of oily wastewater is a necessity.

Many treatment technologies have been developed and applied to remove organic contents from oily wastewater. The traditional options include gravity separation, distillation, adsorption, coagulation, filtration, chemical oxidation, and biological degradation [3], [10]. Gravity separation can segregate dispersed oil but is incapable of removing higher soluble organics, such as phenols, PAHs, and carboxyl acids, among which PAHs are considered to be mutagens and carcinogens [11]. Other available technologies have shown many advantages in oil removal, but disadvantages were also observed (high operation and maintenance cost, long processing time, chemical input, and secondary pollution, among others). Therefore, greener and more effective technologies are greatly desired for treating oily wastewater.

Photooxidation has been widely applied in the removal of organic matter and has proved to be low in cost,



Oily Wastewater Treatment by Nano-TiO₂-Induced Photocatalysis

Seeking more efficient and feasible solutions.

BO LIU, BING CHEN, AND BAIYU ZHANG

Digital Object Identifier 10.1109/MNANO.2017.2708818
Date of publication: 10 July 2017



©ISTOCKPHOTO.COM/SHOOTPHOTOSLIC

low in selectivity, and efficient in terms of completed mineralization [12]–[14]. Photocatalysis has the advantage of photooxidation, and its efficiency has been significantly accelerated by applying photoactive semiconductors [15], [16]. Among these, nano-scaled titanium dioxide (TiO_2) exhibits high stability, low cost, and low toxicity toward both humans and the environment. Thus, it has been extensively studied in treating a variety of municipal and industrial wastewater types [17]–[19]. Nano-scaled TiO_2 (such as nanoparticles, nanotubes, and nanofibers) shows great enhancement of photoactivity by providing a larger specific surface area compared with bulk TiO_2 [20]. Nano-scaled TiO_2 -induced photocatalysis has been applied to remediate different types of onshore and offshore oily wastewater, targeting the individual compounds and/or all the organics [21]–[23].

To demonstrate the applicability of photocatalysis, an in-depth review of the mechanisms for removing organics from oily wastewater by photocatalysis is desired. Furthermore, the development of

more efficient catalysts and a better understanding of the role of influencing factors are important. Thus, this review focuses on the application of nano-scaled TiO_2 -induced photocatalysis in treating oily wastewater, including the effect of the water matrix, the influencing factors, and enhancement and development of the photocatalysis.

OVERVIEW OF OILY WASTEWATER TREATMENT

CHARACTERIZATION OF OILY WASTEWATER

Oily wastewater refers to any water containing oil from many industrial processes, such as oil and gas exploration, production, and transportation; petroleum refining; and onshore and offshore oil spills [2], [24], [25]. Concentrations of oil, the major

contaminant in oily wastewater, vary widely among sources, ranging from 1 to 40,000 mg/L [2]. The effluents from oil and gas production and transportation are the largest waste streams of oily wastewater (e.g., produced water, bilge water, and refinery wastewater) [3]. The total oil and grease concentration of offshore produced water should be no higher than 42 mg/L based on existing regulations [24]. Not included are the soluble oil fractions, such as the carboxyl acids (0.001–10,000 mg/L), aliphatic hydrocarbons, BTEX (0.068–578 mg/L), PAHs (40–3,000 $\mu\text{g/L}$), and phenols (0.4–23 mg/L), which results in a concentration of total organic carbon (TOC) as high as 11,000 mg/L [3], [4]. Bilge water has a higher concentration of TOC (31–19,040 mg/L) and phenol (15–902 mg/L) than produced water [9]. Petroleum refinery effluent contains 20–4,000 mg/L of oil and grease, 200–600 mg/L chemical oxygen demand (COD), 20–200 mg/L phenol, and 1–100 mg/L benzene [26].

The toxicity of these chemical components in oily wastewater, especially

petroleum hydrocarbons and phenol derivatives, has raised concerns over their effects on marine ecosystems and the environment in general [6], [27], [28]. The acute and chronic toxicity of PAHs and alkylated phenols has been well indicated [11]. It was also discovered that alkylphenols have a higher potential for bioaccumulation because of their high hydrophobicity and that they cause irreversible endocrine disruption in the sexual development of young fish [29]–[31]. Therefore, strict regulations have been established to control the emission of oil and grease in produced water (a 42 ppm daily maximum) [3], bilge water (15 ppmv) [32], and refinery effluent (a 7.5-lb per 1,000 barrels of crude oil daily maximum).

OILY WASTEWATER MANAGEMENT PRACTICE

To comply with the regulations, the oil and grease must be removed first. The main treatment technologies reported include gravity separation, hydrocyclone, sorption, chemical precipitation, flotation, membrane filtration, chemical oxidation, and biodegradation [5], [10], [24], [33], [34]. The most common and widest application is water/oil separation, which relies on gravity and density differences [3], [4]. To realize an effective water/oil separation, the most commonly used facility has been identified through the combination of a skim tank, a parallel plate separator, a hydrocyclone, and a flotation device [35]. However, water/oil separation cannot remove very small droplets and dissolved hydrocarbons [4]. To remove dissolved organic contaminants from wastewater, many available technologies have been used after the water/oil separation process, including coagulation, adsorption, membrane filtration, chemical oxidation, and activated sludge [2], [5], [26].

Coagulants added to oily wastewater can destabilize the oil emulsion, resulting in oil aggregation. Larger oil droplets can subsequently be removed by sedimentation or flotation [36]. Adsorption is effective in removing most oil and other organic materials but requires continuous regeneration and replacement. In addition, the adsorbed wastes

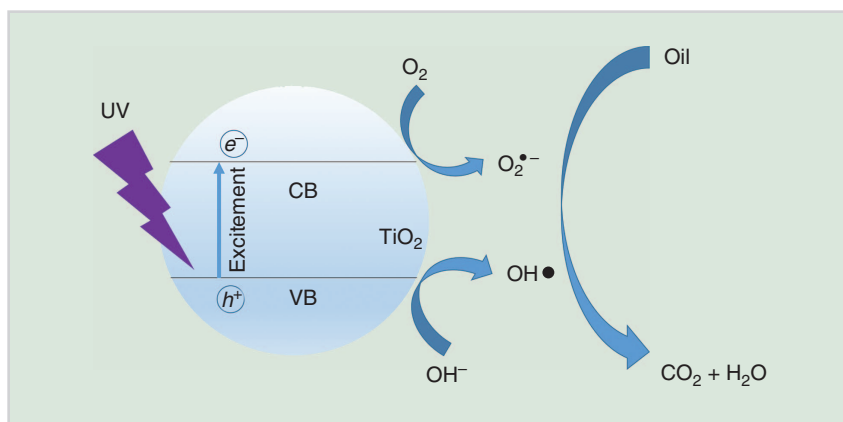


FIGURE 1 The mechanism of photocatalysis by a UV light source.

with different optical properties [42]. The band gaps of anatase, rutile, and brookite are 3.2, 3.02, and 2.96 eV, respectively [43], resulting in absorbable wavelengths of light irradiation that should be shorter than 400 nm. In other words, only ultraviolet (UV) and near-UV light have the capacity to excite TiO₂. The anatase structure has the highest band gap, and it is preferred over other polymorphs for photocatalysis applications because of the higher electron mobility, low dielectric constant, and lower density [40] compared with rutile, which tends to recombine electrons and holes, preventing the transport of electrons.

Various investigators have reported that TiO₂ is more effective in the form of nanoparticles than as bulk powder [42]. When the crystallite diameter falls below a critical radius of about 10 nm, the band gap increases, and the band edges yield a larger redox potential [41]. The higher redox potential provides a stronger driving force, increases the rate constant of the charge transfer (the rate-limiting step in photocatalysis), and then increases the photoactivity of the nanoparticles. Additionally, the smaller size of the TiO₂ allows a higher chance of mass transfer because of a larger surface area, thus increasing the photoactivity.

APPLICATION OF PHOTOCATALYSIS TO OILY WASTEWATER

Many attempts have been made to apply photocatalysis in treating oily wastewater and are summarized in Table 1. Most of the studies applied TiO₂ and UV and/or solar light to degrade the oil contents in different types of wastewater and showed good results [44]–[47]. The water types can be classified as artificial wastewater and authentic wastewater. The artificial wastewater samples were prepared by spiking distilled water and/or seawater with the target pollutant [48]–[50]. The authentic wastewater samples were prepared by either contaminating the water samples with crude oil [51] or diesel [52] or were obtained from already contaminated sources [7], [53], [54]. The target pollutants, such as oil [55], COD [56], dissolved organic carbon (DOC) [57],

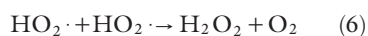
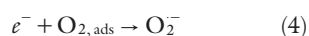
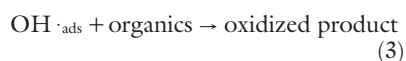
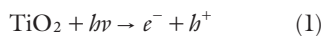
must be shipped to shore landfills, which increases the treatment cost. Membrane filtration technologies are able to remove small oil droplets and hydrocarbons larger than 0.005 μm [37], but fouling of the membranes is a major problem, and the technology is limited in oil field-type applications. Bioremediation has the capacity to remediate the organic matter in heavily loaded oily wastewater. However, this technology is time consuming, is inefficient in the degradation of aromatic organics, has a narrow range of appropriate reaction conditions (e.g., temperature and pH), and requires disposal of the spent, contaminated activated sludge [3], [26].

BASICS OF PHOTOCATALYSIS

Photocatalysis is an advanced oxidation process that has been extensively studied in remediating environmental samples contaminated by various organic pollutants [17], [38], [39]. The photocatalytic process, which has shown promise in terms of complete mineralization of organic pollutants, has strongly attracted scholars' attention. The photocatalytic degradation of aliphatics, aromatics, polymers, dyes, surfactants, pesticides, and so forth into carbon dioxide, water, and mineral acids can be achieved under mild conditions with no waste disposal. Photocatalysis is the acceleration of photolysis by adding photosensitive semiconductors. The most common semiconductors for photocatalysis include TiO₂, zinc oxide (ZnO), cadmium sulfide, gallium arsenide, gallium phosphide, and tungsten trioxide

[40]. Among these, TiO₂ has been discovered to be an ideal semiconductor for photocatalysis because of its high stability, low cost, and safety for both humans and the environment [13], [17].

The photocatalytic mechanism is initiated by the absorption of a photon with energy ($h\nu$) equal to or greater than the band gap of TiO₂, producing an electron-hole pair on the surface of the TiO₂. An electron is promoted to the conduction band (CB), while a positive hole is formed in the valence band (VB). Excited-state electrons and holes recombine and dissipate the input energy as heat, get trapped in metastable surface states, or react with electron donors and electron acceptors adsorbed on the semiconductor surface (Figure 1). After reaction with water, these holes produce hydroxyl radicals with high redox oxidizing potential. Depending upon the exact conditions, the holes, OH radicals, O₂⁻, H₂O₂, and O₂ play important roles in the photocatalytic mechanism [41] as follows:



TiO₂ polymorphs in nature include anatase (tetragonal), brookite (orthorhombic), and rutile (tetragonal), each

TABLE 1 A summary of photocatalysis for different types of oily wastewater.

WASTEWATER TYPE	CATALYST	TREATMENT PROCESS	TARGET POLLUTANT	MAJOR FINDINGS	REACTION RATE CONSTANT	REFERENCE
ARTIFICIAL WATER	Nano-TiO ₂ -SiO ₂	Fixed-bed system plus sunlight	Naphtthenic acid	92% removal after 4 h		[48]
	Nano-TiO ₂	1,000-W xenon lamp	Naphtthalene		0.032-0.052/min ⁻¹	[49]
			Dibenzothiophene, <i>p</i> -Nitrophenol		0.009-0.019/min ⁻¹ 0.009-0.068/min ⁻¹	
ARTIFICIAL WATER AND SEAWATER	Nano-TiO ₂ coated on quartz sand	20-W UV lamp, 254 nm	Phenol	50-100% in 6 h, depending on the initial concentration		[50]
	Nitrogen-doped TiO ₂ nanotube	6-W black-light lamp and 20-W tungsten lamp	MB, toluene, and 1-hexadecene	Toluene 26% with N-TNT and 14% with TNT; Less than 10% with visible light;	0.38 mg toluene/g N-TNT/h 0.25 mg	[60]
			1-hexadecene: 10% degradation under UV light source		1-hexadecene/g N-TNT h	
BILGE WATER	Degussa P25, Aerosil 1805	1,500-W xenon lamp with 340 nm ~79 mW	Toluene Dodecane		2.7×10 ⁻² -15 7.7×10 ⁻⁴ -0.82	[63]
	K-TiO ₂	UV lamp with light intensity of 49 W/m ²	COD	100% oil decomposition in 2 h		[44]
	K-TiO ₂	Ultrafiltration and UV lamp with light intensity of 49 W/m ²	Oil and COD	Filtration: 96-98% removal; photocatalysis: 100% removal in 2 h		[64]
CRUDE OIL AND CONTAMINATED WATER	TiO ₂ PC500	Air stripping plus 125-W UV lamp 365 nm	Oil	60% removal in 8.5 h	0.009×[HC]	[32]
	Nano-TiO ₂ loaded on ceramic microbeads	Near-UV solar irradiation, 25-50 W/m ²	PAHs	100% removal		[59]
	Degussa P25	150-W Hg lamp plus H ₂ O ₂	TOC	>50% TOC removal after 10 h		[65]
	Exfoliated graphite/ZnO composites	UV irradiation 20 W/m ²	Oil	Sorption: 50-57 g/g; 85% removal after 160 h of irradiations		[66]
	Degussa P25, P25 supported on NaY zeolite	125-W high-pressure mercury arc for 100 h	Linear alkane, branched alkane, cyclic alkane, and aromatic compounds	Linear alkanes 98.66%, branched alkanes 97.31%, cyclic alkanes 96.04%, aromatic compounds 99.54%, with zeolite: linear alkanes 79.85%, branched alkanes 45.38%, cyclic alkanes 58.10%, aromatic compounds 91.85%		[45]
	TiO ₂ nanotube and modified TiO ₂ with stearic acid	Irradiated with a lamp of 765 W/m ² and 300-800 nm	Alkane, PAHs	Alkane ineffective	PAH removal: 0.08-0.14/h	[8]
CRUDE OIL CONTAMINATED SEAWATER	Nano-TiO ₂	Photocatalysis followed by biofilm	Oil	90% of oil removal	0.027/min ⁻¹	[46]
	Degussa P25	125-W Hg lamp 366 nm	Water-soluble fraction	100% removal after 1-2 d		[67]
	Degussa P25	25-W Hg lamp 366 nm	DOC	Adsorption: 25% in the first 12 h Photocatalysis: 90% after 7 d		[51]
DIESEL IN SEAWATER	Nano-ZnO	UV irradiation	Diesel	84% removal in 3 h		[52]

(continued)

TABLE 1 A summary of photocatalysis for different types of oily wastewater. (Continued)

WASTEWATER TYPE	CATALYST	TREATMENT PROCESS	TARGET POLLUTANT	MAJOR FINDINGS	REACTION RATE CONSTANT	REFERENCE
DIESEL IN WATER	Polyurethane foams modified with silver/titanium dioxide/graphene ternary nanoparticles (PU-Ag/P25/G)	UV irradiation	Diesel	Adsorption 96 g/g; degradation 76% in 16 h		[23]
GROUND WATER CONTAMINATED BY GASOLINE AND DIESEL	Bi/N-doped TiO ₂ on expanded graphite C/C (EGC) composite	500-W xenon lamp with UV cutoff filters	Diesel		0.0029–0.0062/min ⁻¹ depending on the Bi load	[68]
OFFSHORE-PRODUCED WATER	TiO ₂ -SiO ₂ solution dip-coated on ceramic beads. Degussa P25 and Immobilized TiO ₂ on glass plate	Irradiated by sunlight (1.6 mW/cm ² , measured at 365 nm) with H ₂ O ₂ 8-W UV lamp	TPHs, BTEX, TOC Naphthalene	>70% degradation of BTEX and TPH	Dispersion 0.00219/min ⁻¹ fixed plate; 0.00305/min ⁻¹ >0.0005/min ⁻¹	[58] [53] [69]
OIL SANDS PROCESS-AFFECTED WATER	Degussa P25	8-W UV lamp plus Ozone Natural sunlight 25 J/m ²	PAHs Acid-extractable organics TOC	>50% PAHs removal in 24 h >90% removal in 1 h >90% removal over 14 d; 45% TOC removal	0.05–0.29/min ⁻¹	[70] [7]
OIL SLICK ON WATER	Degussa P25 on floating substrate	420 W/cm ² at 330–430 nm plus O ₂	Toluene 1-Decene	100% degradation in 45 min 30% removal in 2 h		[71]
OIL SLUDGE	Degussa P25	373 μW/cm ² at the wavelength range from 290 to 390 nm and 10.4 μW/cm ² at 254 nm with H ₂ O ₂	PAHs TOCs	PAHs removal 100% after 96 h TOC removal 80%		[47]
PETROLEUM REFINERY SOURWATER	Degussa P25	250-W UV light	DOC	DOC removal 21% within 1 h		[54]
PRODUCED WATER	Fe-doped TiO ₂	N/A	Oil and COD	Oil removal 89.1% COD removal 98.5%		[56]
REFINERY WASTEWATER	Nano-TiO ₂ loaded on Fe-ZSM-5 Nano-TiO ₂	8-W UV lamp Irradiated with UV lamp with 520 MW/cm ²	COD COD	Photocatalytic removal 61.35%, adsorption removal 4% in 3 h 70% removal in 2 h		[72] [22]
WASTEWATER FROM POLYMER FLOODING	Nano-TiO ₂	Irradiated with 108 W/m ² at 254 nm plus H ₂ O ₂	Phenol DOC	Phenol removal 93% DOC removal 56% in 1 h		[57]
WEATHERED OIL AND CONTAMINATED WATER	Nano-TiO ₂	Irradiated with UV lamp with 520 MW/cm ²	COD	COD removal 83% in 2 h	0.007–0.013/min ⁻¹	[26]
WASTEWATER FROM POLYMER FLOODING	Nano-TiO ₂	125-W Hg lamp	PAM	80% removal in 1.5 h		[62]
WEATHERED OIL AND CONTAMINATED WATER	Food-grade TiO ₂ and Degussa P25	Irradiated by UV lamp (350–400 nm at 18 W/m ⁻²)	Soluble organic carbon bioavailability	Soluble organic carbon content increased by 60% after 24 h Bioavailability enhanced by 37%		[55]

total petroleum hydrocarbon (TPH) [58], BTEX [59], phenols [26], PAHs [8], aliphatic carbons [60], organic acids [61], and polymers (e.g., polyacrylamide [PAM]) [62], cover the major hazardous organic compounds found in oily wastewater.

INFLUENCING FACTORS IN OILY WASTEWATER

High organic load, high salinity, and various impurities compose a complex matrix in oily wastewater. It significantly deteriorates the performance of adsorption and photocatalysis [21]. Catalyst surface charge could be vulnerable to the complex inorganic and organic composition of oily wastewater, which can result in reactivity reduction [69], [73]. The high concentration of organic substrates can saturate the TiO₂ surface, reducing the photonic reactivity of the catalyst [17].

SALINITY

The presence of inhibitory ions of magnesium (Mg²⁺), calcium (Ca²⁺), sulfate (SO₄²⁻), and carbonate (CO₃²⁻), among others, can significantly reduce the effectiveness of the catalyst, especially for suspended nanoparticles, by blocking the active sites and/or forcing the agglomeration of the catalyst [74], [75]. Hsu et al. [60] indicated that the tendency toward agglomeration (particle–particle interaction) also increases at high solid concentration, resulting in a reduction of the surface area available for light absorption. The adsorption competition between cationic ions and diesel on the catalyst surface becomes significant in relatively high salinity [68]. The competing ions might occupy the active sites, thus decreasing the photocatalytic efficiency against the diesel. The higher concentration of anions further changes the catalyst surface, altering its point of zero charge and thus changing the electrostatic interaction with the organics [76]. The presence of halides could significantly affect photocatalysis by scavenging stronger radicals (e.g., hydroxyl radicals) to weaker halide radicals [69]. The radicals involved in the photocatalytic degradation process could further alter the breakdown pathways of organics and potentially form

toxic chlorinated by-products, which have been observed in the photocatalysis of saline waters [7], [77].

ORGANIC COMPOSITION

The composition of oily wastewater can significantly affect the efficiency of photocatalysis. Each organic species in oily wastewater responds differently to photocatalysis. Liu et al. [69] investigated the change in the organic composition of offshore produced water during photocatalysis. The findings suggested that organics with aromatic rings (PAHs and phenols) are more degradable, while alkanes are insensitive to photocatalysis within 24 h. This is probably because aromatic organics are much more vulnerable to photolysis [8], [14], whereas alkanes show negligible changes. The overall removal rates from oily wastewater could reach more than 90% after prolonged irradiation (100 h) [45]. Aromatic compounds still have the highest rate of degradation, and the breakdown rate of alkanes follow the rule of n-alkanes > branched alkanes > cyclic alkanes.

The effectiveness of photocatalysis is also affected by the organic load. When the organic load is less, photon flux and the activated catalyst site are sufficient for photodegradation. In this case, an organic load increase will increase the degradation rate [78]. At higher concentrations, however, the photon flux and activated site are insufficient for treating organics. The reaction rate remains constant or decreases. Therefore, the removal rate of organics will be decreased with an increase in the organic load. The increase in the organic load can further hinder reaction rates by 1) reducing the concentration of hydroxyl radicals through a higher consumption rate, 2) screening light through the increase of photosensitive organics,

The intermediates generated from incomplete mineralization are inevitable in treating oily wastewater because of the high organic load.

3) accumulating organics on the catalyst because the adsorption rate is higher than the degradation rate, and 4) generating more adsorptive intermediates that occupy the activated sites on the catalyst [14], [78], [79].

The additives in oily wastewater could enhance or hinder photocatalysis. Zhang et al. [68] evaluated the photocatalysis of diesel solutions with different concentrations of surfactants. It was indicated that a lower surfactant concentration could promote the diesel degradation by increasing its solubility. However, with a surfactant concentration higher than the critical micelle concentration, negative effects, such as photoattenuation and active site blockage of overdose, decrease the photodegradation of diesel.

INTERMEDIATE

The goal of photocatalysis is mineralization. Nevertheless, the intermediates generated from incomplete mineralization are inevitable in treating oily wastewater because of the high organic load. Leshuk et al. [7] observed that over 90% of acid-extractable organics were phototransformed after a one-day irradiation, but that only 45% of the TOC was removed. This suggested that the acid-extractable organics were transformed to oxidized intermediates instead of being completely mineralized. Ziolli and Jardim [67] analyzed the composition change of the soluble oil fraction in oil-contaminated marine waters during the heterogeneous photocatalysis process, finding 63 new peaks on the gas chromatograph. These peaks represented oxidized intermediates that contain oxygen atoms, with most having lost their aromatic character during irradiation. They further suggested that these compounds might actually be more toxic to marine organisms than the originals.

The pH controls the surface charge of the catalyst, the reduction potential of hydroxyl species, and the affinity of the pollutant for the catalyst surface.

CATALYST

Karakulski et al. [64] indicated the optimal catalyst content to be in the range of 0.8–1.2 g/L in treating the oil in ultrafiltration permeate. King et al. [8] applied a high dose (3% and 9%) of TiO₂ nanotubes on an oil slick and showed that the best dose of TiO₂ nanotube was 9%, by which a 93% enhancement in the observed degradation rate constant of very small PAHs (one to two rings) was reached compared with no oxide irradiation. The degradation of larger PAHs was not well accelerated or even inhibited. They further indicated that TiO₂ addition could increase light attenuation, thus inhibiting the photolysis of PAHs, especially large PAHs, which are the most photoactive. Saien and Neati [22] observed that the photocatalytic degradation rate increases with the increase of suspended catalyst concentrations, up to about 100 mg/L. Greater than that concentration results in a turbidity increase and a reduction of light transmission, consequently decreasing degradation.

Shahrezaei et al. [26] found that a maximum reduction in COD was achieved with a catalyst concentration of 100 mg/L. They further pointed out that the agglomeration of the catalyst in high doses could reduce the surface area for light absorption and hence decrease the degradation rate. Santos et al. [57] tested TiO₂ particles of different sizes: TiO₂ (Brunauer–Emmett–Teller [BET] surface areas of 1.7 and 8.3 m²/g) and Degussa P25 (a 30-nm particle size and a 50 ± 15-m²/g BET surface area) in the photodegradation of phenols in petroleum wastewater samples. The results showed that P25 in lower doses has a great enhancement (five times) in phenol removal, implying that a larger surface area can significantly enhance photocatalysis.

pH

The pH controls the surface charge of the catalyst, the reduction potential of hydroxyl species, and the affinity of the pollutant for the catalyst surface [26], [82]. The pH could further enhance or hinder the photodegradation efficiency by controlling the electrostatic interaction between the catalyst surface, organic molecules, and generated radicals [72]. Saien

Hashimoto et al. [80] characterized the by-production during photocatalysis of different organic species. For aliphatic hydrocarbons, the common intermediates are oxidized to alcohols, aldehydes, and carboxylic acids, while phenol, catechol, hydroquinone, and muconic acid are detected in the degradation of benzene. It should be noticed that hydroquinone and benzoquinone are considered to be scavengers for oxidative radicals [7], so further photocatalytic oxidation is dramatically inhibited. Zulfakar et al. [50] observed that the formation of intermediates also significantly affects the rate of reaction by competing on the active sites. Fouling of the catalyst surface can also occur through the polymerization of PAHs during the photocatalytic process [8].

CONFIGURABLE FACTORS IN THE PHOTOCATALYTIC PROCESS

To remediate the deterioration of the water matrix through photocatalysis, the optimization of configurable factors, such as light sources, catalyst concentration, surface area, temperature, pH, and oxidant concentration (e.g., O₂ and H₂O₂), is important.

LIGHT SOURCES

The light intensity among the studies varies from milliwatts per square centimeter [8] to microwatts per square centimeter [47] with an energy consumption of 8–1,500 W [53], [63]. Light intensity and wavelength directly affect the reaction rate. Da Rocha et al. [47] applied two lights of the same wattage but different light intensity and wavelength in treating oil sludge. The black-light mercury lamp emitted 98 lx and 373 μW/cm² at a wavelength range from 290 to 390 nm and 10.4 μW/cm²

at 254 nm, while the white light was 1,900 lx and 74 μW/cm² at a wavelength range from 290 to 390 nm and 11.2 μW/cm² at 254 nm. The results showed that white light with a higher light intensity has a higher TOC removal rate. Furthermore, compared with another study [8], the complete degradation of PAHs under 76.5 mW/cm² was much accelerated, from four days to several hours, indicating that the higher light intensity resulted in a higher degradation rate.

Han et al. [81] applied two UV lamps (185 nm and 254 nm) with TiO₂ toward decomposition of *p*-chlorobenzoic acid and figured out that the rate constants for TiO₂ at 185 nm were 3.0–6.5 times as much as those for TiO₂ at 254 nm. Photocatalysis with natural sunlight attracts many researchers because of the free light source. Berry [71] evaluated the photocatalytic degradation of toluene and 1-decene with different light sources: a UV lamp and sunlight. The results showed that the degradation rate of toluene with UV/TiO₂/O₂ is only slightly higher than that with sunlight/TiO₂/O₂, suggesting that the UV light intensity from the sun might be sufficient. Leshuk et al. [7] indicated a complete degradation of acid-extractable organics in oil sands process-affected water achieved by solar photocatalysis in 1–7 d. Cho et al. [58] proved that more than 70% of BTEX and TPH in gasoline/diesel-contaminated groundwater can be degraded by the solar light/TiO₂ slurry system. It should be noted that most of lamps with high energy consumption were simulating solar light. This energy efficiency is much lower than the UV lamp, as only UV light and near-UV light have wavelengths lower than 400 nm.

and Neiami [22] analyzed the removal of organic pollutants in petroleum refinery wastewater (PRW) at different pHs. When the pH was lower than the pH of the zero point of charge (pH_{zpc}), the positive charge of the catalyst would attract more anions, thus increasing the removal rate. Similar results can be found in Shahrezaei et al. [26]. Most of the organic matter in PRW consists of phenol and phenolic derivatives. These are negatively charged after ionization, and their electrostatic attraction to the TiO_2 surface is favorable at a low pH, where the TiO_2 was positively charged.

Santos et al. [57] pointed out that the best pH for degrading the majority of wastewater organic pollutants (alkanes), which are nonpolar, is pH_{zpc} , where the TiO_2 surface is neutral. Ginemo et al. [83] investigated the adsorption of fluorene on TiO_2 at $\text{pH} = 2$ and $\text{pH} = 5$. Higher pH resulted in higher adsorption and consequently a higher degradation rate. Vargas and Nunez [49] conducted photocatalytic degradation of several representative compounds at different pHs. The results indicated that the degradation rates were dibenzothiophene > naphthalene > *p*-nitrophenol at $\text{pH} = 3$. Both naphthalene and *p*-nitrophenol have higher degradation rates at a basic pH (e.g., 10). Generally, there can be higher concentrations of hydroxyl radicals in water with a basic pH, but Zhang et al. [68] indicated that the agglomeration of catalytic particles could accelerate in an overly acidic or overly alkaline solution and finally reduce the surface area. To achieve better efficiency, they found, the pH should be kept neutral, which allows better particle dispersion and formation of hydroxyl radicals.

TEMPERATURE

The influence of temperature has been studied by many researchers. Saien and Neiami [22] observed the positive influence of temperature during the photocatalysis of PRW. They further pointed out that photocatalytic degradation is usually accelerated by increased temperature because of the increase of TiO_2 electron transfer. Gahsemi et al. [72] evaluated the interaction between catalyst dose and temperature. The outcome indicated that

the efficiency increased as temperature increased when the optimal dose of catalyst had been selected. Leshuk et al. [61] observed the neglected effect of temperature on degrading naphthenic acids in oil sands process-affected water. They stated that the increase of temperature might increase catalyst aggregation, thus mitigating the overall reaction rate.

OXIDANT

Oxidants have a vital role in the reaction, as they absorb the free electrons on the catalyst surface, produce the hydroxyl radicals, and dramatically accelerate the reaction rate. O_2 and H_2O_2 are often chosen to enhance photocatalysis [71], [77], [84]. Berry and Mueller [71] aerated the photocatalytic system with O_2 , by which the degradation rate of toluene was significantly improved and that of 1-decene was slightly increased. Cazoir [32] summarized two important roles that oxygen plays in photocatalysis: 1) it prevents the electron-hole recombination by scavenging the photogenerated electron, and 2) it reacts with other species (O_2, OH^-) and produces reactive oxygen species, such as $\text{O}_2^{\cdot-}$ and HO_2^{\cdot} , which improve the oxidation efficiency.

The addition of H_2O_2 produces increased degradation in two ways [77]: 1) it reacts directly with organics and easily decomposes to OH radicals, and 2) it provides a more active electron acceptor compared with O_2 . Perneszi and Dekany [65] applied H_2O_2 in the photocatalytic oxidation of a crude oil emulsion. The results showed that the TOC removal rate was increased from 20% to 50%. Cho et al. [58] added 10-mM H_2O_2 , which significantly increased the degradation

efficiency in both the slurry and immobilized systems. With an optimal dose of H_2O_2 (4–10 mM), COD removal from oilfield-produced wastewater was enhanced 3.5 times [77]. Santo et al. [57], by contrast, observed no significant changes after adding H_2O_2 to the continuous-aeration system, implying that the bubbling provides sufficient oxidant. Therefore, the addition of oxidant and the dose should be specific to different types of oily wastewater.

ENHANCEMENT OF NANO-TiO₂-BASED CATALYSTS

Photocatalysis shows strong potential for treating oily wastewater. However, the application of the technology is restricted by the low reaction rates for some organic species, insufficient mass and photon contact rates for catalysts under high organic loads, and the sophisticated recovery process. Therefore, modification of the catalyst to achieve a wider range of light absorbance, higher photon-electron conversion rate, and more feasible application are much desired.

DOPING OF NANO-SCALED TiO₂

The band gaps of TiO_2 are more than 3.0 eV, so only UV light can induce the catalyst, which means that most sunlight energy is wasted. To extend the application of TiO_2 more widely, the technology of doping other materials to the TiO_2 surface has been studied [23], [42], [85]. Doped TiO_2 introduces intraband-gap states, decreasing the band gap, and it can be induced by lower-energy photons (Figure 2).

Transition metal ions provide additional energy levels within the band gap

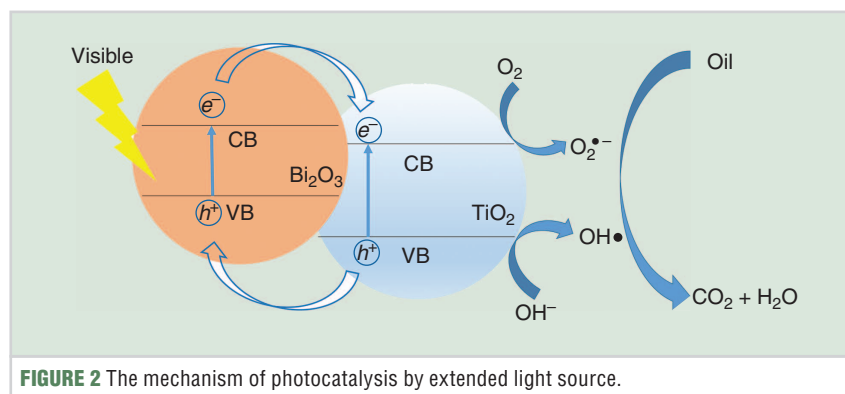


FIGURE 2 The mechanism of photocatalysis by extended light source.

The combination of photocatalyst and adsorbent has been studied in treating oily wastewater to enhance catalysis effectiveness.

ing oily wastewater to enhance catalysis effectiveness [66]. Composite TiO_2 on the surface of an adsorbent combines the advantages of both: 1) large-surface-area adsorbents work as the support for nano-sized TiO_2 and concentrate the pollutants and intermediates around the TiO_2 , 2) nano-sized TiO_2 photocatalysts can decompose the pollutants, thus regenerating the adsorbent in situ, and 3) a TiO_2 /adsorbent composite can capture photodecomposed intermediates, preventing possible secondary pollution [94].

Ghasemi et al. [72] coated TiO_2 onto Fe-ZSM-5 and applied it to the treatment of refinery wastewater. The coating of TiO_2 resulted in the reduction of the specific surface area, but the highest photocatalytic activity was achieved compared with a simple mix of zeolite and Degussa P25. However, the addition of an adsorbent could have a negative effect. D'Auria [45] observed that a TiO_2 /zeolite composite could reduce the overall degradation rate of the organic species in crude oil because of light scattering. Zhang et al. [68] used expanded graphite as an adsorbent because of its extraordinary oil adsorption rate. It was indicated that in combination with the catalyst, the specific surface area was enlarged. The adsorbent not only shortened the distance between the organic and photocatalytic sites but played a role as a floating substrate to keep the catalyst between the air-liquid interface. The adsorbent, with a similar function, has also been used to treat diesel [23]. The catalyst with graphene significantly enhanced the adsorption effect to 96 g of diesel per gram of catalyst. It should be considered, however, that the overwhelming effect of adsorption could inhibit the photocatalytic process because of a reduction of the mass transfer rate inside the adsorbent. Therefore, the balance between photocatalysis and adsorption should be carefully evaluated.

SYSTEM DESIGN

The effectiveness of photocatalysis depends critically on both the mass and photon contact rates of the catalyst. To optimize the photocatalytic effectiveness, various processes have been proposed

of a semiconductor; electrons can transfer from one of these levels to the CB through photons of lower energy [86]. Noble metals can obtain the electron from TiO_2 , as the hole remains on the TiO_2 . This reduces the electron-hole recombination possibility, which increases the efficiency of the photoinduction [42]. Nonmetallic or anionic elements, such as carbon, sulfur, halides, phosphorus, and boron seem to have more significant advances: it unlikely form recombination center but reduce the band gap that improve the photocatalytic activity [60], [87]. Zhang et al. [68] doped both bismuth (Bi) and nitrogen (N) with nano- TiO_2 and examined its photocatalytic efficiency under a visible light source. $\text{Bi}_{1.0}\text{-N-TiO}_2$ /expanded graphite carbon/carbon composite (EGC) showed excellent performance in mineralizing diesels, proving the extended capacity of doped TiO_2 applied under solar light. It further indicated that the presence of a lower concentration of Bi on TiO_2 intensified the absorption of visible light and reduced the electron-hole recombination rate, while higher percentages resulted in the reduction of photon excitement.

IMMOBILIZATION OF NANO-SCALED TiO_2

Immobilization of nano-scaled TiO_2 is still limited to industrial applications because of the inconvenient catalyst-recovering step of suspended TiO_2 from the treated water at the end of the operation. Membrane filtration, microfiltration, and ultrafiltration may be able to remove fine particles, but the drawbacks are significant: higher transmembrane pressure, higher fouling potential, and greater flux declination [53]. Therefore, to increase the efficiency and longevity of nano-scaled TiO_2 and prevent the inconvenient catalyst-recovering step after treatment,

many studies focus on immobilization of nano-scaled TiO_2 . It has been proven that TiO_2 immobilization has advantages in terms of catalyst recovery and ease of handling, but the surface area becomes much lower than that of suspended TiO_2 , and the mass transfer rate is limited [88]. The approach of synthesizing nano-scaled TiO_2 with different structures (nanofiber, nanowire, nanorods, and so on) increases the size of the bulk TiO_2 without compromising the reduction in surface area. Another solution to increasing the catalyst area is coating TiO_2 on different substrates with a relatively large surface area, such as quartz sand [50], microbeads [59], glass fiber [89], membranes [90], carbon nanotubes [91], and adsorbents [45], [92].

Liu et al. [53] compared the photodegradation of PAHs in offshore produced water by TiO_2 powder and immobilized TiO_2 . The effectiveness of photocatalysis was slightly higher with the immobilized catalyst, indicating that the immobilization is more resistant to the water matrix. Cho et al. [58] indicated that the addition of H_2O_2 could enhance the efficiency of immobilized TiO_2 and narrow its difference with that of TiO_2 slurry. Wang et al. [62] added a mixture of TiO_2 and surfactant in treating oily wastewater to trap the TiO_2 particles in the interface. Heller et al. [93] attached TiO_2 on ceramic microbeads maintained at the air-oil interface. These microbeads with catalyst can deploy into the environment and allow a long-term catalytic photolysis of spilled oil, which has potential in arctic applications.

MODIFICATION OF THE ADSORBENT SURFACE WITH NANO-SCALED TiO_2

The combination of photocatalyst and adsorbent has been studied in treat-

aimed at increasing the contact efficacy and contact time. An annular photoreactor can shorten the photon travel path [95]. With tangential inlet and outlet tubes, an annular reactor increases the mixing rate within the system [96]. Laoufi et al. [97] used a helical photoreactor to maximize the irradiation time. Yu et al. [98] coated a helical support with TiO₂ and combined it with an annular reactor to increase the contact time of pollutants and photons with the TiO₂ layer. A fixed-bed system with an immobilized catalyst has shown advantages in terms of having no need of downstream separation processing and allowing continuous-flow treatment [99].

Combination with other technologies can also increase the applicability of photocatalysis. Karakulski et al. [64] first filtered bilge water using ultrafiltration. The filtration process removed 96–98% of the oil, which is more than 350 mg/L. The complete decomposition of oil in the ultrafiltration permeate was achieved after 2 h of UV illumination using a potassium (K)/TiO₂ photocatalyst. Photocatalysis has the capacity to treat organics with high toxicity and low biodegradability. Residual organic carbon was found to be significantly more biodegradable than the initial acid-extractable organics [7]. Therefore, photocatalysis followed by bioremediation could significantly reduce the overall intention time [46]. The combination of photocatalysis with ozone is very effective in promptly degrading organics such as phenol in a short period (5 min) [84]. It increases the biodegradation rate of treated water from 13% to 40%.

REGENERATION

The lifetime of a photocatalyst is an important parameter for evaluating its feasibility in real applications. The deactivation of a catalyst during photocatalytic degradation can significantly increase the operational cost because of the frequent changes of catalyst that are needed. Leshuk [7] reused the catalyst and observed some loss in five treatment cycles (~20% lower apparent rate constant). The process of centrifugation and resuspension increases the

aggregation of the particles and thus reduces the specific surface area. They suggested that the deactivation of the photocatalyst could be mitigated by better dispersion or particle-washing techniques. Ghasemi et al. [72] reused the TiO₂/Fe-ZSM-5 nanocomposite three times. A slightly decreasing trend of the COD removal rate was observed. The accumulated organic substrate and intermediates blocked the activated site of the catalyst.

To reactivate the catalyst, several approaches have been made. The organic fouling of the catalyst can be treated by calcination, burning out the organics and keeping the catalyst stable and reusable [72]. However, this technology consumes additional energy. Zhu and Zou [100] applied different technologies (e.g., UV, UV plus H₂O₂, and UV/ultrasound) to regenerate the used photocatalyst and found that the combination of ultrasound and UV has the shortest process time. They further indicated that the ultrasound could 1) generate hydroxyl radicals that oxidize the fouling organic on the catalyst surface and 2) produce ultrasonic waves to break the aggregation of catalyst particles into a smaller size and mechanically clean their surface.

SUMMARY

This article summarized various kinds of photocatalytic applications in oily wastewater treatment. Nano-TiO₂-induced photocatalysis is a promising technology in treating petroleum hydrocarbons that has proven to be very attractive because of its higher mineralization, lesser selectivity, and lower toxicity. However, the lower efficiency and mineralization rate caused by the complex matrix of oily wastewater, the higher energy consumption, and sophisticated posttreatment could hinder the application of the technology.

Greater effectiveness with lower cost is the major goal of technology adaptation. The approaches to this are system configuration and catalyst modification. The use of solar light with doped TiO₂ can replace UV light, which has a much higher energy consumption. Light-emitting diode light can also be an option

because of its higher electron–photon conversion rate. Immobilizing TiO₂ on a larger, porous structure or on a fixed surface allows for continuous treatment of oily wastewater without subsequent separation. In combination with an adsorptive substrate, the concentrate-and-treat approach allows for continuous treatment of the oil fraction for remediating oil spills. These approaches are therefore more functional and do not greatly compromise degradation efficiency.

The research on photocatalysis applications to oily wastewater is still in an early stage. To increase applicability, more effective catalysts with greater durability are desired. Further research is also needed for application in larger-scale systems. In-depth and systematic studies on the interaction of the water matrix and surface change during photocatalysis as well as studies on the more generalized system simulation and optimization are required to maximize removal efficiencies and predict reaction performance globally.

ABOUT THE AUTHORS

Bo Liu (bo.liu@mun.ca) is a Ph.D. degree candidate in the Department of Civil Engineering and a research assistant at the Northern Region Persistent Organic Pollution Control Laboratory at Memorial University, St. John's, Canada.

Bing Chen (bchen@mun.ca) is a professor in the Department of Civil Engineering and the director of Northern Region Persistent Organic Pollution Control Laboratory at Memorial University, St. John's, Canada.

Baiyu Zhang (bzhang@mun.ca) is an associate professor in the Department of Civil Engineering and a key researcher at the Northern Region Persistent Organic Pollution Control Laboratory at Memorial University, St. John's, Canada.

REFERENCES

- [1] R. Fullenbaum, J. Fallon, and B. Flanagan, *Oil & Natural Gas Transportation & Storage Infrastructure: Status, Trends & Economic Benefits*. IHS Global Inc. (for American Petroleum Institute), Washington, D.C., 2013.
- [2] C. An, G. Huang, Y. Yao, and S. Zhao, "Emerging usage of electrocoagulation technology for oil removal from wastewater: A review," *Sci. Total Environ.*, vol. 579, pp. 537–556, Feb. 2017.

- [3] J. Zheng, B. Chen, W. Thanyamanta, K. Hawboldt, B. Zhang, and B. Liu, "Offshore produced water management: A review of current practice and challenges in harsh/Arctic environments," *Mar. Pollut. Bull.*, vol. 104, no. 1–2, pp. 7–19, 2016.
- [4] J. Neff, K. Lee, and E. M. DeBlois, "Produced water: Overview of composition, fates, and effects," in *Produced Water: Environmental Risks and Advances in Mitigation Technologies*, K. Lee and J. Neff, Eds. New York: Springer-Verlag, 2011.
- [5] S. Jamaly, A. Giwa, and S. W. Hasan, "Recent improvements in oily wastewater treatment: Progress, challenges, and future opportunities," *J. Environ. Sci. (China)*, vol. 37, pp. 15–30, Nov. 2015.
- [6] J. Brendehaug, S. Johnsen, K. H. Bryne, A. L. Gjose, T. H. Eide, and E. Aamot, "Toxicity testing and chemical characterization of produced water: A preliminary study," in *Produced Water*, J. P. Ray and F. R. Engelhardt, Eds. New York: Springer-Verlag, 1992.
- [7] T. Leshuk, T. Wong, S. Linley, K. M. Peru, J. V. Headley, and F. Gu, "Solar photocatalytic degradation of naphthenic acids in oil sands process-affected water," *Chemosphere*, vol. 144, pp. 1854–1861, Feb. 2016.
- [8] S. M. King, P. A. Leaf, A. C. Olson, P. Z. Ray, and M. A. Tarr, "Photolytic and photocatalytic degradation of surface oil from the Deepwater Horizon spill," *Chemosphere*, vol. 95, pp. 415–422, Jan. 2014.
- [9] U.S. Environmental Protection Agency, "Surface vessel bilgewater/oil water separator: Nature of discharge," Washington, D.C., Phase I Final Rule and Technical Development, Document of Uniform National Discharge Standards, Apr. 1999.
- [10] M. Padaki, R. Surya Murali, M. S. Abdullah, N. Misdan, A. Mosehlyani, M. A. Kassim, N. Hilal, and A. F. Ismail, "Membrane technology enhancement in oil-water separation: A review," *Desalination*, vol. 357, pp. 197–207, Feb. 2015.
- [11] S. Johnsen, A. T. Smith, and J. Brendehaug, "Identification of acute toxicity sources in produced water," in *Proc. Society of Petroleum Engineers Health, Safety and Environment in Oil and Gas Exploration and Production Conf.*, pp. 383–390, 1994.
- [12] R. Shankar, W. J. Shim, J. G. An, and U. H. Yim, "A practical review on photooxidation of crude oil: Laboratory lamp setup and factors affecting it," *Water Res.*, vol. 68, no. 1/1, pp. 304–315, 2015.
- [13] A. O. Ibadon and P. Fitzpatrick, "Heterogeneous photocatalysis: Recent advances and applications," *Catalysts*, vol. 3, no. 1, pp. 189–218, 2013.
- [14] L. Jing, B. Chen, B. Zhang, J. Zheng, and B. Liu, "Naphthalene degradation in seawater by UV irradiation: The effects of fluence rate, salinity, temperature and initial concentration," *Mar. Pollut. Bull.*, vol. 81, no. 1, pp. 149–156, 2014.
- [15] M. Wang, J. Iocozia, L. Sun, C. Lin, and Z. Lin, "Inorganic-modified semiconductor TiO₂ nanotube arrays for photocatalysis," *Energy and Environ. Sci.*, vol. 7, no. 7, pp. 2182–2202, 2014.
- [16] M. A. Henderson, "A surface science perspective on TiO₂ photocatalysis," *Surface Sci. Rep.*, vol. 66, no. 6–7, pp. 185–297, 2011.
- [17] M. N. Chong, B. Jin, C. W. K. Chow, and C. Saint, "Recent developments in photocatalytic water treatment technology: A review," *Water Res.*, vol. 44, no. 10, pp. 2997–3027, 2010.
- [18] M. Amin, A. Alazba, and U. Manzoor, "A review of removal of pollutants from water/wastewater using different types of nanomaterials," *Advances Mat. Sci. Eng.*, vol. 2014, June 2014.
- [19] B. Yu, H. Wu, and W. Zhang, "Application of nano-photocatalysts in environmental protection," *Shiyon Huagong/Petrochem. Technol.*, vol. 34, no. 5, pp. 491–495, 2005.
- [20] D. A. Keane, K. G. McGuinn, P. F. Ibañez, M. I. Polo-López, J. A. Byrne, P. S. M. Dunlop, K. O'Shea, D. D. Dionysiou, and S. C. Pillai, "Solar photocatalysis for water disinfection: Materials and reactor design," *Catalysis Sci. Technol.*, vol. 4, no. 5, pp. 1211–1226, 2014.
- [21] B. Liu, J. Zheng, B. Chen and B. Zhang, "A preliminary study on nano-catalyst enhanced heterogeneous photodegradation of polycyclic aromatic hydrocarbons (PAHs) in produced water," in *Proc. 36th AMOP Technical Seminar on Environmental Contamination and Response*, Halifax, Nova Scotia, Canada, 2013.
- [22] J. Saïen and H. Nejati, "Enhanced photocatalytic degradation of pollutants in petroleum refinery wastewater under mild conditions," *J. Hazard. Mater.*, vol. 148, no. 1–2, pp. 491–495, 2007.
- [23] L. Ni, Y. Li, C. Zhang, L. Li, W. Zhang, and D. Wang, "Novel floating photocatalysts based on polyurethane composite foams modified with silver/titanium dioxide/graphene ternary nanoparticles for the visible-light-mediated remediation of diesel-polluted surface water," *J. Appl. Polym. Sci.*, vol. 133, no. 19, 2016.
- [24] A. Fakhru'l-Razi, A. Pendashteh, L. C. Abdullah, D. R. A. Biak, S. S. Madaeni, and Z. Z. Abidin, "Review of technologies for oil and gas produced water treatment," *J. Hazard. Mater.*, vol. 170, no. 2–3, pp. 530–551, 2009.
- [25] A. Srinivasan and T. Viraraghavan, "Oil removal from water using biomaterials," *Bioresour. Technol.*, vol. 101, no. 17, pp. 6594–6600, 2010.
- [26] F. Shahrezaei, Y. Mansouri, A. A. L. Zinatizadeh, and A. Akhbari, "Process modeling and kinetic evaluation of petroleum refinery wastewater treatment in a photocatalytic reactor using TiO₂ nanoparticles," *Powder Technol.*, vol. 221, pp. 203–212, May 2012.
- [27] S. A. Flynn, E. J. Butler, and I. Vance, "Produced water composition, toxicity, and fate," in *Produced Water 2*, M. Reed and S. Johnsen, Eds., New York: Plenum, 1996.
- [28] N. Elias-Samllsingh and J. B. Agard, "Application of toxicity identification evaluation procedures for characterizing produced water using the tropical mysid, *Metamysidopsis insularis*," *Environ. Toxicology Chem.*, vol. 23, no. 5, pp. 1194–1203, 2004.
- [29] P. Ekins, R. Vanner, and J. Firebrace, "Management of produced water on offshore oil installations: A comparative assessment using flow analysis," Policy Studies Institute, London, Final Report, Mar. 2005.
- [30] S. Meier, T. E. Andersen, B. Norberg, A. Thorsen, G. L. Taranger, O. S. Kjesbu, R. Dale, H. C. Morton, J. Klungsoy, and A. Svardal, "Effects of alkylphenols on the reproductive system of Atlantic cod (*Gadus morhua*)," *Aquatic Toxicol.*, vol. 81, no. 2, pp. 207–218, 2007.
- [31] L. Hasselberg, S. Meier, and A. Svardal, "Effects of alkylphenols on redox status in first spawning Atlantic cod (*Gadus morhua*)," *Aquatic Toxicol.*, vol. 69, no. 1, pp. 95–105, 2004.
- [32] D. Cazoïr, L. Fine, C. Ferronato, and J. Chovelon, "Hydrocarbon removal from bilgewater by a combination of air-stripping and photocatalysis," *J. Hazard. Mater.*, vol. 235–236, pp. 159–168, Oct. 2012.
- [33] A. Srinivasan and T. Viraraghavan, "Biological processes for removal of oil from wastewater: A review," *Presentis Environ. Bull.*, vol. 16, no. 12 A, pp. 1532–1543, 2007.
- [34] Y. Zhu, D. Wang, L. Jiang, and J. Jin, "Recent progress in developing advanced membranes for emulsified oil/water separation," *NPG Asia Mater.*, vol. 6, no. 5, 2014.
- [35] E. T. Igunnu and G. Z. Chen, "Produced water treatment technologies," *Int. J. Low-Carbon Technol.*, pp. cts049, 2012.
- [36] J. Hempoonsert, B. Tansel, and S. Laha, "Effect of temperature and pH on droplet aggregation and phase separation characteristics of flocs formed in oil-water emulsions after coagulation," *Colloids Surf. Physicochem. Eng. Aspects*, vol. 353, no. 1, pp. 37–42, 2010.
- [37] M. Tomaszewska, A. Orecki, and K. Karakulski, "Treatment of bilge water using a combination of ultrafiltration and reverse osmosis," *Desalination*, vol. 185, no. 1–3, pp. 203–212, 2005.
- [38] T. Zhang, X. Wang, and X. Zhang, "Recent progress in TiO₂-mediated solar photocatalysis for industrial wastewater treatment," *Int. J. Photoenergy*, vol. 2014, July 2014.
- [39] C. S. Uyguner-Demirel, N. C. Birben, and M. Bekbolet, "Elucidation of background organic matter matrix effect on photocatalytic treatment of contaminants using TiO₂: A review," *Catalysis Today*, vol. 284, pp. 202–214, April 2017.
- [40] O. Carp, C. L. Huisman, and A. Reller, "Photo-induced reactivity of titanium dioxide," *Progress Solid State Chem.*, vol. 32, no. 1–2, pp. 33–177, 2004.
- [41] M. R. Hoffmann, S. T. Martin, W. Choi, and D. W. Bahnemann, "Environmental applications of semiconductor photocatalysis," *Chem. Rev.*, vol. 95, no. 1, pp. 69–96, 1995.
- [42] S. M. Gupta and M. Tripathi, "A review of TiO₂ nanoparticles," *Chinese Sci. Bull.*, vol. 56, no. 16, pp. 1639, 2011.
- [43] W. Wunderlich, T. Ockermann, L. Miao, N. T. Hue, S. Tanemura, and M. Tanemura, "Electronic properties of nano-porous TiO₂- and ZnO thin films: Comparison of simulations and experiments," *J. Ceramic Processing Res.*, vol. 5, no. 4, pp. 343–354, 2004.
- [44] J. Grzechulska, M. Hamerski, and A. W. Morawski, "Photocatalytic decomposition of oil in water," *Water Res.*, vol. 34, no. 5, pp. 1638–1644, 2000.
- [45] M. D'Auria, L. Emanuele, R. Racioppi, and V. Velluzzi, "Photochemical degradation of crude oil: Comparison between direct irradiation, photocatalysis, and photocatalysis on zeolite," *J. Hazard. Mater.*, vol. 164, no. 1, pp. 32–38, 2009.
- [46] M. Yeber, E. Paul, and C. Soto, "Chemical and biological treatments to clean oily wastewater: Optimization of the photocatalytic process using experimental design," *Desalination Water Treatment*, vol. 47, no. 1–3, pp. 295–299, 2012.
- [47] O. R. S. da Rocha, R. F. Dantas, M. M. M. B. Duarte, M. M. L. Duarte, and V. L. da Silva, "Oil sludge treatment by photocatalysis applying black and white light," *Chem. Eng. J.*, vol. 157, no. 1, pp. 80–85, 2010.
- [48] A. D. McQueen, C. M. Kinley, R. L. Kiekhaefer, A. J. Calomeni, J. H. Rodgers, Jr., and J. W. Castle, "Photocatalysis of a commercial naphthenic acid in water using fixed-film TiO₂," *Water Air Soil Pollut.*, vol. 227, no. 5, 2016.
- [49] R. Vargas and O. Núñez, "Photocatalytic degradation of oil industry hydrocarbons models at laboratory and at pilot-plant scale," *Solar Energy*, vol. 84, no. 2, pp. 345–351, 2010.
- [50] M. Zulfakar, N. A. H. Hairul, H. M. R. Akmal, and M. A. Rahman, "Photocatalytic degradation of phenol in a fluidized bed reactor utilizing immobilized TiO₂ photocatalyst: Characterization and process studies," *J. Appl. Sci.*, vol. 11, no. 13, pp. 2320–2326, 2011.
- [51] R. L. Ziolli and W. F. Jardim, "Photocatalytic decomposition of seawater-soluble crude-oil fractions using high surface area colloid nanoparticles of TiO₂," *J. Photochem. Photobiol. A*, vol. 147, no. 3, pp. 205–212, 2002.
- [52] D. Hu, X. Yu, M. Zhang, J. Guo, and X. Zheng, "Study on the photocatalytic degradation of diesel pollutants in seawater by a sonochemically prepared nano zinc oxide," *Adv. Mater. Res.*, vol. 476–478, pp. 1939–1942, 2012.
- [53] B. Liu, B. Chen, B. Zhang, Y. Ma, L. Jing, and K. Lee, "Removal of naphthalene from offshore produced water through immobilized nano-TiO₂ aided photo-oxidation," *Water Qual. Res. J. Can.*, vol. 51, no. 3, pp. 246–255, 2016.
- [54] A. Coelho, A. V. Castro, M. Dezotti, and G. L. Sant'Anna, Jr., "Treatment of petroleum refinery sourwater by advanced oxidation processes," *J. Hazard. Mater.*, vol. 137, no. 1, pp. 178–184, 2006.
- [55] J. A. Brame, S. W. Hong, J. Lee, S. Lee, and P. J. J. Alvarez, "Photocatalytic pre-treatment with food-grade TiO₂ increases the bioavailability and

- bioremediation potential of weathered oil from the Deepwater Horizon oil spill in the Gulf of Mexico," *Chemosphere*, vol. 90, no. 8, pp. 2315–2319, 2013.
- [56] Y. H. Gao, Y. Chen, Z. X. Wang, and X. L. Wang, "Treatment of oily wastewater by photocatalytic degradation using nano Fe-TiO₂," *Adv. Mater. Res.*, vol. 781–784, pp. 2241–2244, 2013.
- [57] F. V. Santos, E. B. Azevedo, G. L. Sant'Anna, Jr., and M. Dezotti, "Photocatalysis as a tertiary treatment for petroleum refinery wastewaters," *Braz. J. Chem. Eng.*, vol. 23, no. 4, pp. 451–460, 2006.
- [58] I. Cho, L. Kim, K. Zoh, J. Park, and H. Kim, "Solar photocatalytic degradation of groundwater contaminated with petroleum hydrocarbons," *Environ. Prog.*, vol. 25, no. 2, pp. 99–109, 2006.
- [59] I. Cho, Y. Kim, J. Yang, N. Lee, and S. Lee, "Solar-chemical treatment of groundwater contaminated with petroleum at gas station sites: Ex situ remediation using solar/TiO₂ photocatalysis and solar Photo-Fenton," *J. Environ. Sci. Health—Part A Toxic/Hazardous Substances Environ. Eng.*, vol. 41, no. 3, pp. 457–473, 2006.
- [60] Y. Hsu, T. Hsiung, H. Wang, Y. Fukushima, Y. Wei, and J. Chang, "Photocatalytic degradation of spill oils on TiO₂ nanotube thin films," *Mar. Pollut. Bull.*, vol. 57, no. 6–12, pp. 873–876, 2008.
- [61] T. Leshuk, D. de Oliveira Livera, K. M. Peru, J. V. Headley, S. Vijayaraghavan, T. Wong, and F. Gu, "Photocatalytic degradation kinetics of naphthenic acids in oil sands process-affected water: Multifactorial determination of significant factors," *Chemosphere*, vol. 165, pp. 10–17, Dec. 2016.
- [62] B. Wang, Y. Chen, S. Liu, H. Wu, and H. Song, "Photocatalytic visbreaking of wastewater produced from polymer flooding in oilfields," *Colloids Surf. Physicochem. Eng. Aspects*, vol. 287, no. 1–3, pp. 170–174, 2006.
- [63] C. Minero, V. Maurino, and E. Pelizzetti, "Photocatalytic transformations of hydrocarbons at the sea water/air interface under solar radiation," *Mar. Chem.*, vol. 58, no. 3–4, pp. 361–372, 1997.
- [64] K. Karakulski, W. A. Morawski, and J. Grzechulska, "Purification of bilge water by hybrid ultrafiltration and photocatalytic processes," *Separation Purification Technol.*, vol. 14, no. 1–3, pp. 163–173, 1998.
- [65] T. Pernyeszi and I. Dékány, "Photocatalytic degradation of hydrocarbons by bentonite and TiO₂ in aqueous suspensions containing surfactants," *Colloids Surf. Physicochem. Eng. Aspects*, vol. 230, no. 1–3, pp. 191–199, 2003.
- [66] X. Yue, R. Zhang, H. Wang, and F. Zhang, "Sorption and decomposition of crude oil using exfoliated graphite/ZnO composites," *J. Physics Chem. Solids*, vol. 70, no. 11, pp. 1391–1394, 2009.
- [67] R. L. Ziolli and W. F. Jardim, "Photochemical transformations of water-soluble fraction (WSF) of crude oil in marine waters: A comparison between photolysis and accelerated degradation with TiO₂ using GC-MS and UVF," *J. Photochem. Photobiol. A*, vol. 155, no. 1–3, pp. 243–252, 2003.
- [68] J. Zhang, X. Wang, X. Wang, J. Song, J. Huang, B. Louangsouphom, and J. Zhao, "Floating photocatalysts based on loading Bi/N-doped TiO₂ on expanded graphite C/C (EGC) composites for the visible light degradation of diesel," *RSC Advances*, vol. 5, no. 88, pp. 71,922–71,931, 2015.
- [69] B. Liu, B. Chen, B. Y. Zhang, L. Jing, H. Zhang, and K. Lee, "Photocatalytic degradation of polycyclic aromatic hydrocarbons in offshore produced water: Effects of water matrix," *J. Environ. Eng.*, vol. 142, no. 11, 2016.
- [70] B. Liu, B. Chen, B. Zhang, J. Zheng and L. Jing, "Toxicity and biodegradability study on enhanced photocatalytic oxidation of polycyclic aromatic hydrocarbons in offshore produced water," in *Proc. 2017 Canadian Society of Civil Engineering Annu. General Conf.*, Vancouver, Canada, 2017.
- [71] R. J. Berry and M. R. Mueller, "Photocatalytic decomposition of crude oil slicks using TiO₂ on a floating substrate," *Microchem. J.*, vol. 50, no. 1, pp. 28–32, 1994.
- [72] Z. Ghasemi, H. Younesi, and A. A. Zinatizadeh, "Preparation, characterization and photocatalytic application of TiO₂/Fe-ZSM-5 nanocomposite for the treatment of petroleum refinery wastewater: Optimization of process parameters by response surface methodology," *Chemosphere*, vol. 159, pp. 552–564, Sept. 2016.
- [73] C. Pablos, R. Van Grieken, J. Marugan, and A. Muñoz, "Simultaneous photocatalytic oxidation of pharmaceuticals and inactivation of *Escherichia coli* in wastewater treatment plant effluents with suspended and immobilised TiO₂," *Water Sci. Technol.*, vol. 65, no. 11, pp. 2016–2023, 2012.
- [74] A. Armanious, A. Özkan, U. Sohmen, and H. Gulyas, "Inorganic greywater matrix impact on photocatalytic oxidation: Does flocculation of TiO₂ nanoparticles impair process efficiency?" *Water Sci. Technol.*, vol. 63, no. 12, pp. 2808–2813, 2011.
- [75] M. Alizadeh Fard, B. Aminzadeh, and H. Vahidi, "Degradation of petroleum aromatic hydrocarbons using TiO₂ nanopowder film," *Environ. Technol.*, vol. 34, no. 9, pp. 1183–1190, 2013.
- [76] H. Gulyas, H. B. Jain, A. L. Susanto, M. Malekpur, K. Harasiuk, I. Krawczyk, P. Choromanski, and M. Furmanska, "Solar photocatalytic oxidation of pretreated wastewaters: Laboratory scale generation of design data for technical-scale double-skin sheet reactors," *Environ. Technol.*, vol. 26, no. 5, pp. 501–514, 2005.
- [77] G. Li, T. An, J. Chen, G. Sheng, J. Fu, F. Chen, S. Zhang, and H. Zhao, "Photoelectrocatalytic decontamination of oilfield produced wastewater containing refractory organic pollutants in the presence of high concentration of chloride ions," *J. Hazard. Mater.*, vol. 138, no. 2, pp. 392–400, 2006.
- [78] A. Lair, C. Ferronato, J. Chovelon, and J. Herrmann, "Naphthalene degradation in water by heterogeneous photocatalysis: An investigation of the influence of inorganic anions," *J. Photochem. Photobiol. A*, vol. 193, no. 2–3, 1/25, pp. 193–203, 2008.
- [79] S. Ahmed, M. G. Rasul, W. N. Martens, R. Brown, and M. A. Hashib, "Advances in heterogeneous photocatalytic degradation of phenols and dyes in wastewater: A review," *Water, Air Soil Pollut.*, vol. 215, no. 1–4, pp. 3–29, 2011.
- [80] K. Hashimoto, T. Kawai, and T. Sakata, "Photocatalytic reactions of hydrocarbons and fossil fuels with water: Hydrogen production and oxidation," *J. Phys. Chem.*, vol. 88, no. 18, pp. 4083–4088, 1984.
- [81] W. Han, P. Zhang, W. Zhu, J. Yin, and L. Li, "Photocatalysis of p-chlorobenzoic acid in aqueous solution under irradiation of 254 nm and 185 nm UV light," *Water Res.*, vol. 38, no. 19, pp. 4197–4203, 2004.
- [82] J. Saien, H. Delavari, and A. Solymani, "Sono-assisted photocatalytic degradation of styrene-acrylic acid copolymer in aqueous media with nano titania particles and kinetic studies," *J. Hazard. Mater.*, vol. 177, no. 1, pp. 1031–1038, 2010.
- [83] O. Gimeno, F. J. Rivas, F. J. Beltrán, and M. Carbajo, "Photocatalysis of fluorene adsorbed onto TiO₂," *Chemosphere*, vol. 69, no. 4, pp. 595–604, 2007.
- [84] A. X. R. Corrêa, E. N. Tiepo, C. A. Somensi, R. M. Sperb, and C. M. Radetski, "Use of ozone-photocatalytic oxidation (O₃/UV/TiO₂) and biological remediation for treatment of produced water from petroleum refineries," *J. Environ. Eng.*, vol. 136, no. 1, pp. 40–45, 2010.
- [85] A. Zaleska, "Doped-TiO₂: A review," *Recent Patents Eng.*, vol. 2, no. 3, pp. 157–164, 2008.
- [86] H. Zhang, Z. Xing, Y. Zhang, Z. Li, X. Wu, C. Liu, Q. Zhu, and W. Zhou, "Ni²⁺ and Ti³⁺ co-doped porous black anatase TiO₂ with unprecedented-high visible-light-driven photocatalytic degradation performance," *RSC Advances*, vol. 5, no. 129, pp. 107150–107157, 2015.
- [87] M. Ni, M. K. Leung, D. Y. Leung, and K. Sumathy, "A review and recent developments in photocatalytic water-splitting using TiO₂ for hydrogen production," *Renewable Sustainable Energy Rev.*, vol. 11, no. 3, pp. 401–425, 2007.
- [88] G. Mascolo, R. Comparelli, M. Curri, G. Lovocchio, A. Lopez, and A. Agostiano, "Photocatalytic degradation of methyl red by TiO₂: Comparison of the efficiency of immobilized nanoparticles versus conventional suspended catalyst," *J. Hazard. Mater.*, vol. 142, no. 1, pp. 130–137, 2007.
- [89] B. Erjavec, P. Hudoklin, K. Perc, T. Tišler, M. S. Dolenc, and A. Pintar, "Glass fiber-supported TiO₂ photocatalyst: Efficient mineralization and removal of toxicity/estrogenicity of bisphenol A and its analogs," *Appl. Catalysis B: Environ.*, vol. 183, pp. 149–158, April 2016.
- [90] C. P. Athanasekou, N. G. Moustakas, S. Morales-Torres, L. M. Pastrana-Martinez, J. L. Figueiredo, J. L. Faria, A. M. Silva, J. M. Dona-Rodriguez, G. E. Romanos, and P. Falaras, "Ceramic photocatalytic membranes for water filtration under UV and visible light," *Appl. Catalysis B: Environ.*, vol. 178, pp. 12–19, Nov. 2015.
- [91] Z. Li, B. Gao, G. Z. Chen, R. Mokaya, S. Sotiropoulos, and G. L. Puma, "Carbon nanotube/titanium dioxide (CNT/TiO₂) core-shell nanocomposites with tailored shell thickness, CNT content and photocatalytic/photoelectrocatalytic properties," *Appl. Catalysis B: Environ.*, vol. 110, pp. 50–57, Nov. 2011.
- [92] L. Wu, X. Li, Z. Yuan, and Y. Chen, "The fabrication of TiO₂-supported zeolite with core/shell heterostructure for ethanol dehydration to ethylene," *Catalysis Commun.*, vol. 11, no. 1, pp. 67–70, 2009.
- [93] A. Heller, M. Nair, L. Davidson, J. Schwitzgebel, Z. Luo, J. L. Norrell, J. R. Brock, and J. G. Ekerdt, "Application of photocatalytic hollow glass microbeads in the cleanup of oil spills," *Int. Oil Spill Conf. Proc.*, vol. 1993, no. 1, pp. 623–627, Mar. 1993.
- [94] T. Torimoto, S. Ito, S. Kuwabata, and H. Yoneyama, "Effects of adsorbents used as supports for titanium dioxide loading on photocatalytic degradation of propylamide," *Environ. Sci. Technol.*, vol. 30, no. 4, pp. 1275–1281, 1996.
- [95] H. F. Lin and K. T. Valsaraj, "A titania thin film annular photocatalytic reactor for the degradation of polycyclic aromatic hydrocarbons in dilute water streams," *J. Hazard. Mater.*, vol. 99, no. 2, pp. 203–219, 2003.
- [96] J. C. G. Peres, U. d. Silvio, A. C. S. Teixeira, and R. Guardani, "Study of an annular photoreactor with tangential inlet and outlet: I. Fluid dynamics," *Chem. Eng. Technol.*, vol. 38, no. 2, pp. 311–318, 2015.
- [97] N. Laoufi, D. Tassalit, and F. Bentahar, "The degradation of phenol in water solution by TiO₂ photocatalysis in a helical reactor," *Global NEST J.*, vol. 10, no. 3, pp. 404–418, 2008.
- [98] H. Yu, L. Song, Y. Hao, N. Lu, X. Quan, S. Chen, Y. Zhang, and Y. Feng, "Fabrication of pilot-scale photocatalytic disinfection device by installing TiO₂ coated helical support into UV annular reactor for strengthening sterilization," *Chem. Eng. J.*, vol. 283, pp. 1506–1513, Jan. 2016.
- [99] C. McCullagh, N. Skillen, M. Adams, and P. K. Robertson, "Photocatalytic reactors for environmental remediation: A review," *J. Chem. Technol. Biotechnol.*, vol. 86, no. 8, pp. 1002–1017, 2011.
- [100] B. Zhu and L. Zou, "Trapping and decomposing of color compounds from recycled water by TiO₂ coated activated carbon," *J. Environ. Manage.*, vol. 90, no. 11, pp. 3217–3225, 2009.